



TOP

Top Ten Mathematics
member school case-study

Student demographics

Student background

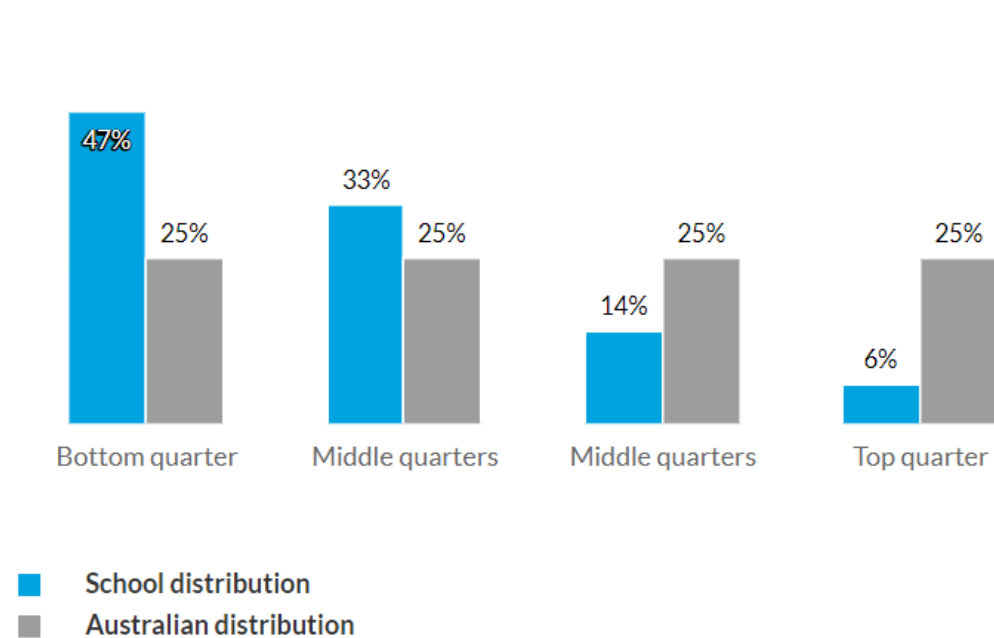
Index of Community Socio-Educational Advantage (ICSEA)

School ICSEA value 939

Average ICSEA value 1000

School ICSEA percentile 20

Distribution of Socio-Educational Advantage (SEA)



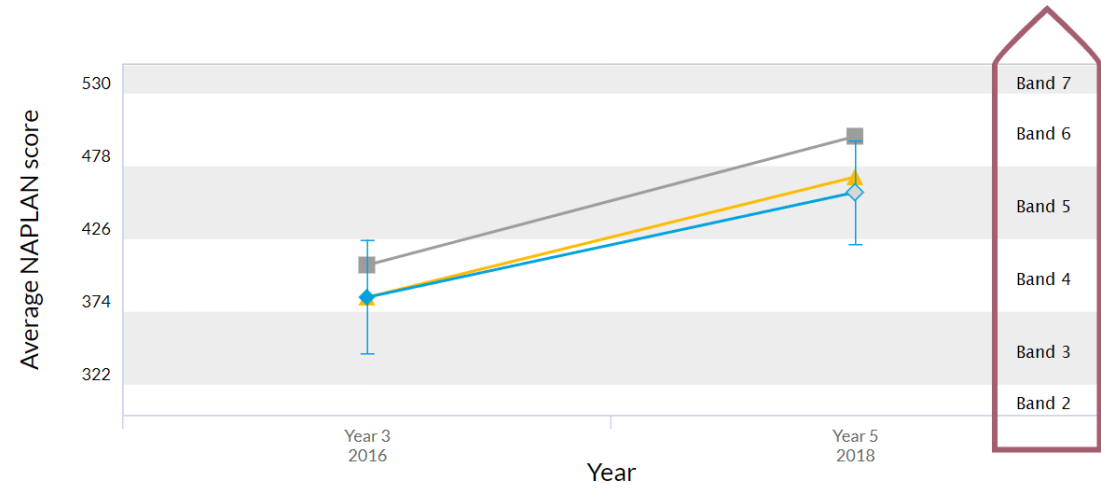
Cocos Islands DHS purchased whole-school access to our planning package and numeracy library.

Student gain results since implementing Top Ten Mathematics

Before Top Ten – well below the all Australian school score

Year 3-5 Numeracy 2016-2018 Submit

Year 3-5 Numeracy 2016-2018

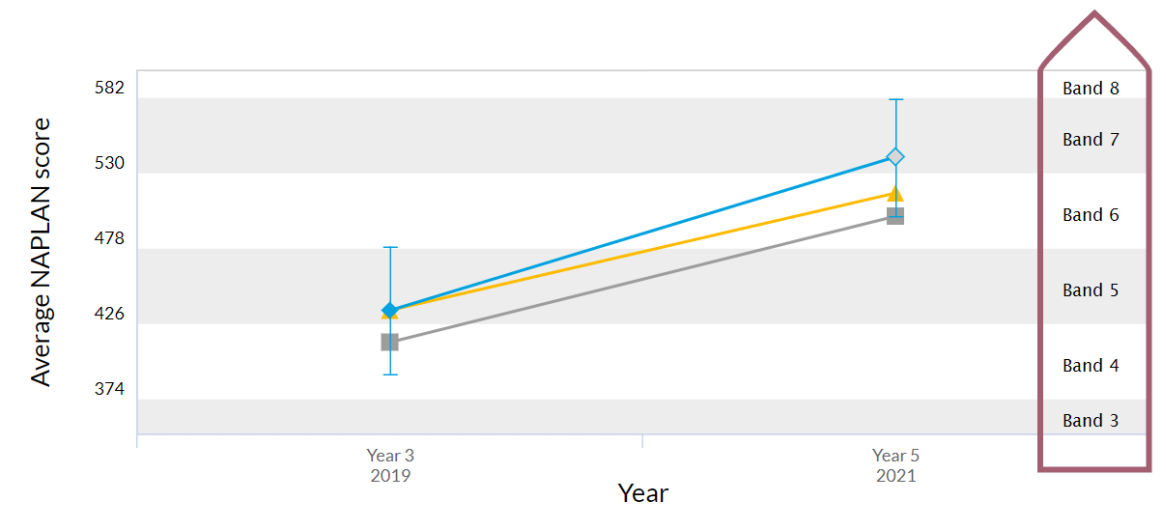


Select categories:
 Selected school Students with the same starting score and similar background (i) All Australian students

After Top Ten – well above the all Australian school score

Year 3-5 Numeracy 2019-2021 Submit

Year 3-5 Numeracy 2019-2021



Select categories:
 Selected school Students with the same starting score and similar background (i) All Australian students

Source: My School NAPLAN data

Student gain results since implementing Top Ten Mathematics

Percentage of students making above average progress

	Before Top Ten	After Top Ten	
	2016-2018	2017-2019	2019-2021
Numeracy	39	34	69

Source: My School NAPLAN data